

# MODEL SCHOOL ROHTAK

Run by - MODEL EDUCATION SOCIETY, ROHTAK

**Summer Vacation Home Work (2022-23)**

**Class - II**

## **General Instructions:**

As we all know about the decreasing water level, its time for each one of us to make our contribution towards nature and the best possible way out is to grow more and more trees. The easiest way to do this is to sow the seeds of every fruit we enjoy the pulp there of (Mango, Orange Papaya, Watermelon, Cherry, Peach, Plum etc). The nature will surely return the purest blessings of this simple and social deed.

Let's play our part honestly to save our nature & our existence.

And not to forget to save our birds from this scorching heat, an idea to keep some water on the roofs or hang it on trees may be the best thing we can do swiftly and consistently. So, take out some time to sow at least 5 seeds of different fruits and put some water to quench the thirst of birds and animals around. So let's take a pledge to return to our 'Mother Nature' in best possible way.

## **Subject - English**

- 1. Gateway to good handwriting. Write one page daily to improve your handwriting.**
- 2. Always be polite to others. Use the magical words (Thankyou, Welcome, Sorry, Please and Excuse me) in your conversation as they are the basis of good manners.**
- 3. Read any one English Story book of your choice.**
  - a) Write that story in 100 words and also write its moral.**
  - b) Draw and color any one character that you liked the most in that story. (A4 sheet)**
- 4. Make a word train of 10 words starting with the word  
“Hippopotamus”**

### **Project Work**

- 1. Make a Get Well Soon card by tearing and sticking bits of black and white paper.**
- 2. Make a Twin Image using white paper and water colors. Refer page 12 & 26 of English course book.**

NAME: \_\_\_\_\_ CLASS: \_\_\_\_\_ DATE: \_\_\_\_\_

Q1. Let's learn more things about our self.

# all about me

My favorite word

My birthday

My self portrait

My favorite color

My favorite animal

My favorite School subject

What makes me happy

My favorite food

What I'm afraid of or worried about

My friends

What I'd bring on a deserted island

My most treasured possession

If I had a magic wand...

## ACTIVITY

E. Roll the dice around and wait for it to stop. Color the box green if it is Proper Noun and red if it is Common Noun.



## Grade II English

### Comprehension

Read the passage and answer the questions given below.

Ritu and Neha are friends. Last week they went to a park. It was spring. Flowers of different colours and chirping of birds made the girls very happy. They played with a ball. Butterflies flew around. Some boys flew kites. The kites looked tiny in the sky. It was a beautiful day.

1. Who are Ritu and Neha?

---

2. What did the girls see in the sky?

---

3. What time of the year was it?  
(Name the season)

---

4. How did the girls spend time in the park?

---



**Skill:** Comprehensios skills

## विषय - हिंदी

अभी तक करवाए गए कक्षा कार्य का अभ्यास करें।

- आपके परिवार में कितने सदस्य हैं उनके नाम लिखकर फोटो चिपकाए ;रिश्ता भी लिखो और उनकी विशेषता बताइए।
- अखबार पढ़िए और विशेषण शब्द चुनिए। इन विशेषण शब्दों की कतरन से कोलाज़ बनाइए।
- 10 पृष्ठ सुलेख लिखिए।
- अनुभव लेखन किसी की शादी में शामिल होने से जुड़ा अपने अनुभव लिखिए और आपने जो पोशाक पहनी थी उसका चित्र बनाइए और रंग भरिए।
- फूलों पर एक कविता लिखिए व चित्र चिपकाइए। आपको अपना जो खिलौना सबसे ज्यादा पंसद है उसके बारे में पाँच वाक्य लिखिए व उसका चित्र बनाइए।

CLASS-2

MATHEMATICS

SESSION: 2022-23

INSTRUCTIONS- MAKE A SEPARATE PRACTICE NOTEBOOK FOR HOLIDAYS HOME WORK. REVISE ALL THE CONCEPTS DONE TILL NOW IN NOTEBOOK AND TEXT BOOK.

Q1: LEARN TABLES OF 2 TO 12 AND WRITE DOWN IN PRACTICE NOTEBOOK.

DEAR STUDENTS, YOU CAN USE COLOURED PENS AND HIGHLIGHTERS AS WELL.

Q2: MAKE A BEAUTIFUL CARD ON FATHER'S DAY. DECORATE IT USING VARIOUS GEOMETRICAL SHAPES OF YOUR CHOICE.

Q3: A CODE IS A WAY OF WRITING A MESSAGE IN SECRET. EACH LETTER OF THE ALPHABET IS REPLACED BY A NUMBER LIKE:

A-1,B-2,C-3,D-4,E-5 AND SO ON TILL Z-26 SO IF YOU WANT TO WRITE 'I AM A GOOD STUDENT.' YOU WILL WRITE YOUR SECRET MESSAGE AS:

8 113 8 715154 192021451420

WRITE 5 SECRET MESSAGES FOR YOUR FAMILY MEMBERS AND LET THEM TRY AND FIND OUT YOUR HIDDEN MESSAGE.



**EXPERIENTIAL LEARNING**

**DO ADDITION AND SUBTRACTION AT HOME.**

**\*MAKE YOUR OWN STORY SUMS USING REAL  
LIFE OBJECTS.**

**\*DO 10 SUMS OF ADDITION (WITHOUT  
CARRY OVER) AND 10 SUMS (WITH CARRY  
OVER) IN HOLIDAY'S HOMEWORK  
NOTEBOOK.**

**\*SIMILARLY FRAME 10 SUMS OF  
SUBTRACTION (WITHOUT BORROW) AND 10 SUMS  
(WITH BORROW) AND DO IN  
HOLIDAYS HOMEWORK NOTEBOOK.**



## CREATIVE CORNER

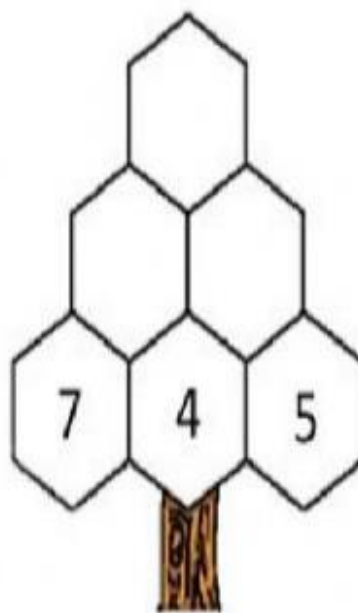
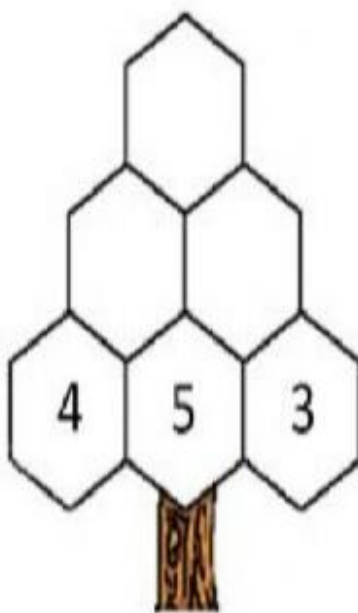
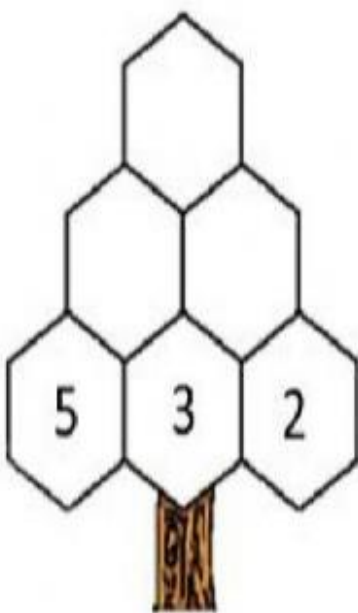
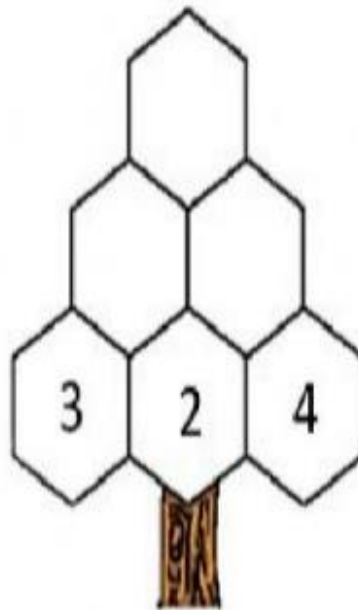
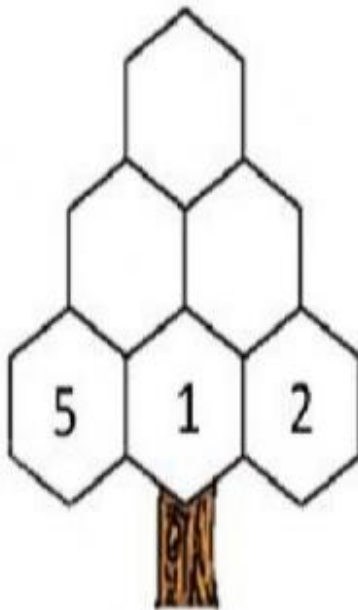
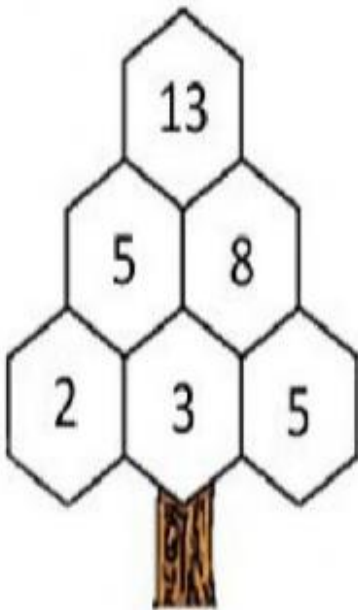
INNOVATING WITH GEOMETRICAL SHAPES IS SO MUCH FUN. IT NOT ONLY INVOLVES PLAYING WITH OUR IMAGINATION BUT ALSO RECREATING THINGS IN A MEANINGFUL WAY. TRY YOUR HANDS AT RECREATING SOME HEALTHY SNACK THAT KEEP US FIT AND PRESENT IT USING GEOMETRICAL SHAPES. ENJOY THIS SNACK WITH YOUR FAMILY AND FRIENDS!! (CLICK THE PICTURE OF THE DISH YOU HAVE MADE AND PASTE IT IN YOUR HOMEWORK).

## TREE ADDING PUZZLE

Find the solution for each of the tree below:













Clue--Each number is the total of two numbers below it.

The first tree has been completed for you:

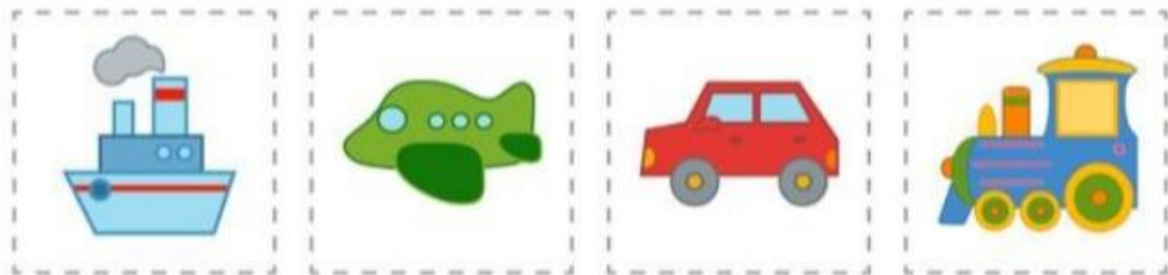


# SUDOKU



cut and glue





## FUN WITH NUMBERS

### MY NUMBER KITE

\* Choose any 2-digit number and represent it in an interesting manner on your kite.

### INSTRUCTIONS

1. Material required - Coloured sheets, string, glue, sketch pens.
2. Make a cut out of any alphabet of your name. Attach a kite with string and bows to it.
3. On the kite write any 2-digit number.
4. On the first bow write the number using Tens and Ones.
5. On the second bow write number name.
6. On the third bow write the number 10 more than your selected number.
7. On the fourth bow write the number 10 less than your selected number.
8. Make a number kite by following above instructions and present it in a creative manner.

In each box, write down the correct operations: + or - to make the sum correct.

$$\boxed{3} \quad \bigcirc \quad \boxed{2} \quad \bigcirc \quad \boxed{1} \quad \bigcirc \quad \boxed{6}$$

$$\boxed{3} \quad \bigcirc \quad \boxed{2} \quad \bigcirc \quad \boxed{1} \quad \bigcirc \quad \boxed{4}$$

$$\boxed{3} \quad \bigcirc \quad \boxed{2} \quad \bigcirc \quad \boxed{1} \quad \bigcirc \quad \boxed{2}$$

$$\boxed{3} \quad \bigcirc \quad \boxed{2} \quad \bigcirc \quad \boxed{1} \quad \bigcirc \quad \boxed{0}$$

$$\boxed{5} \quad \bigcirc \quad \boxed{1} \quad \bigcirc \quad \boxed{2} \quad \bigcirc \quad \boxed{8}$$

$$\boxed{5} \quad \bigcirc \quad \boxed{1} \quad \bigcirc \quad \boxed{2} \quad \bigcirc \quad \boxed{6}$$

$$\boxed{5} \quad \bigcirc \quad \boxed{1} \quad \bigcirc \quad \boxed{2} \quad \bigcirc \quad \boxed{4}$$

$$\boxed{5} \quad \bigcirc \quad \boxed{1} \quad \bigcirc \quad \boxed{2} \quad \bigcirc \quad \boxed{2}$$

$$\boxed{3} \quad \bigcirc \quad \boxed{4} \quad \bigcirc \quad \boxed{2} \quad \bigcirc \quad \boxed{5}$$

$$\boxed{3} \quad \bigcirc \quad \boxed{4} \quad \bigcirc \quad \boxed{2} \quad \bigcirc \quad \boxed{9}$$

# Math Crossword FUN



Fill in the blanks of each crossword puzzle to make the addition equations true.

0 +  = 9

+ 3 = 4

2 +  =



5 +  = 7

4 +

3 +  =

8 =

+ 1 =



# Project Work

Dear students, Prepare a Maths Project on any mathematical operation (addition, subtraction or multiplication). You can show your creativity in it. Selected projects will be displayed in Maths Lab.



## SUBJECT- EVS

- Make any 5 flash cards on Good Manners which you think belong to you.
- Make any two animals & two birds with the help of leaves.  
Paste and label them on a chart paper
- Make any creative work of your choice with any material like cotton, peanut shells etc.
- Revise all the syllabus done till date

## Subject - IT


1. Draw a colorful picnic scene in MS Paint.
2. Design any two parts of computer on A4 sheet with tearing and pasting.
  - Take a picture of both the files and mail it to the below email id.  
[projectworkmsr2020@gmail.com](mailto:projectworkmsr2020@gmail.com)
3. Revise Chapter 1 and 2.





## Subject-Art

Do Book Page number:  
11, 12, 13, 29, 32, 36

1. Art activity Make a mouse face from an old CD.



2. Tearing and pasting Activity. Use origami sheets of different colours for this activity.



**SUBJECT - GK**

**Assignment-III**

**Our Helpers**

**Q-1 Who repairs water pipes and taps for you?**

**Ans- Plumber**

**Q-2 Who builds house for you?**

**Ans- Mason**

**Q-3 Who makes wooden furniture for you?**

**Ans- Carpenter**

**Q-4 Who works at police station?**

**Ans- Policeman**

**Q-5 Who brings letters for you?**

**Ans- Postman**

**Q-6 Who takes care of the zoo?**

**Ans- Zoo Keeper**

**Q-7 Who stitches clothes for you?**

**Ans- Tailor**

**Q-8 Who works at hospital?**

**Ans- Doctor**

**Q-9 Who works at restaurants?**

**Ans- Chef**

**Q-10 Who sells meat?**

**Ans- Butcher**

**Assignment-IV**

**My Body**

**Q-1 Where in the body is the smallest bone found?**

**Ans- Ear**

**Q-2 How many sense organs do we have in our body?**

**Ans- 5**

**Q-3 Which sense organ helps us to see?**

**Ans- Eyes**

**Q-4 Which sense organ helps us to smell?**

**Ans- Nose**

**Q-5 Which sense organ helps us to breathe?**

**Ans- Lungs**

**Q-6 Which sense organ helps us to taste food?**

**Ans- Tongue**

**Q-7 Which body organ helps us to digest our food?**

**Ans- Stomach**

**Q-8 Which is the strongest bone in our body?**

**Ans Teeth**

**Q-9 Which is the largest sense organ?**

**Ans-Skin**

**Q-10 Which of the body parts are used for writing?**

**Ans-Hands**

### **Assignment-V**

#### **First in India**

**Q-1 First Prime Minister of India.**

**Ans- Jawaharlal Nehru**

**Q-2 First Miss Universe of India.**

**Ans- Sushmita Sen**

**Q-3 First lady Prime Minister of India**

**Ans- Indira Gandhi**

**Q-4 First Indian to go to space.**

**Ans- Rakesh Sharma**

**Q-5 First Miss World of India.**

**Ans- Reita Faria**

**Q-6 First lady IPS of India.**

**Ans- Kiran Bedi**

**Q-7 First lady from India to go in space.**

**Ans- Kalpana Chawla**

**Q-8 First person to get noble prize.**

**Ans- Rabindranath Tagore**

**Q-9 First president of India**

**Ans- Dr Rajendra Prasad**

**Q-10 First person to reach on Mount Everest.**

**Ans- Tenzing Norway**

### **Project Work:**

- 1. Prepare some flashcards on “Our National Symbols”.**
- 2. Paste currencies of different countries in a scrap book.**